

SPECIAL TRANSPORTER




**SERIE
SPECIAL TRANSPORTER**

These Generating Sets from 5 to 20kVA, are special preparations for vans and trucks.
 They are manufactured with a Kohler diesel engine, water cooled, electric 12V starting.
 Coupling with a super-compact generator 400V 3-phases+N or 230V 1-phase - 50 Hz.
 Manual control panel with remote start from inside the truck. Electric distribution panel with ECC sockets available separately.
 These generating sets are supplied without fuel tank, without battery and with separate muffler and electric panel.

Generating set

Prime power	[KVA]	5
Prime power	[KW]	4
Stand-by power	[KVA]	5,5
Stand-by power	[KW]	4,4
Voltage	[V]	400 / 230
Frequency	[Hz]	50
Cosφ		0,8
RPM	[rpm]	1500
Starting	Electric with battery	
Generating set noise level at 7mt	dB(A)	73










The image is only for demonstration purposes

Dimensions and weight

Lenght	[mm]	1400
Width	[mm]	600
Height	[mm]	700
Weight	[kg]	370

Engine			Alternator	
Manufacturer		KOHLER	Manufacturer	SINCRO or similar
Model		LDW 702	Poles number	4
Cooling system		Water	Phases number	3
Power	[Hp/kW]	7,5/5,5	Regulation	AVR
Nr. Of cylinders		2	Type	Brushless
Displacement	[cm ³]	686	Overload accepted	10,00%
Consumption ¾ load	[L/h]	1,3	Voltage accuracy	±1%
Engine oil capacity	[L]	1,6		

EQUIPMENTS

Standard equipment	Optionals
 <p>Diesel engine</p>	 <p>Soundproof stainless steel canopy painted at 2 components</p>
 <p>Triple-phase alternator</p>	
 <p>First oil filling</p>	
 <p>Soundproof canopy painted at 2 components</p>	
 <p>Vibration dampers</p>	
 <p>Electric manual separated panel with remote start from inside the truck</p>	